

2019



ASBK.COM.AU f t i y

Round 3 : The Bend Motorsports Park : April 25 - 28

YMI AUSTRALIAN SUPERSPORT 300 CHAMPIONSHIP

Race 2

Date: 28/04/19
 Event: R07
 Weather: Cloudy - 16.1C
 Track: Dry - Temp: 17.7C

Started at: 09:17:37
 Laps: 7
 Starters: 35
 Printed at: 9:45

PROVISIONAL CLASSIFICATION

Pos	No	Name	Machine	Laps	Race Time	Behind Leader	Fastest Lap	On Lap	Top Speed
1	45	Olly SIMPSON (SA) / Simpson Crash / Simpson Signs	Yamaha R3 321	7	15:21.645		2:10.519	5	189
2	20	Hunter FORD (NSW) / Yamaha / YRD / Held Aus / Schubert Aus / SpeedAngle Aust. / Sportcycles Dynotune	Yamaha R3 321	7	15:21.654	.009	2:10.034	5	196
3	81	Senna AGIUS (NSW) / Schuberth / Held / Bikebiz / JMT Civil	Kawasaki EX 400	7	15:21.889	.244	2:09.872	7	198
4	43	Harry KHOURI (NSW) / Excite M-sports / NSW Helicopters / Shark Leathers / Motonational Accessories	Yamaha R3 321	7	15:22.423	.778	2:10.250	5	188
5	57	Seth CRUMP (QLD) / KTM / Rock Oil	KTM RC 390	7	15:22.712	1.067	2:10.472	5	193
6	72	Ben BAKER (NSW) / Jekyl & Hyde / Motostars / Two Wheel Obsession / SCK Excavations / U Tech Fite	Yamaha R3 321	7	15:22.761	1.116	2:10.660	5	190
7	87	Zac LEVY (QLD) / Puma RV's / YRD / Hannay Lawyers / Race Art Aust. / BEAN Industries / Sydney Dyno	Yamaha R3 321	7	15:23.403	1.758	2:10.251	5	194
8	27	Max STAUFFER (NSW) / YRD / Yamaha / Chris Watson M-c / QEA / Shark Leathers / Rock Oil / Racers Edge	Yamaha R3 321	7	15:23.450	1.805	2:10.776	5	192
9	11	Brandon DEMMERY (NSW) / Rustic Flooring / Surefire Security Group / YRD / Yamaha	Yamaha R3 321	7	15:24.673	3.028	2:10.409	5	191
10	308	John LYTRAS (QLD) / Caboolture Yamaha / Sport Savvy Aust. / Jekyl & Hyde / South Sydney Commercial	Yamaha R3 321	7	15:28.580	6.935	2:11.281	6	190
11	151	Locky TAYLOR (QLD) / Yamaha Aust. / YRD / Shark Leathers / X-lite Helmets / RideDynamics / Yamalube	Yamaha R3 321	7	15:28.615	6.970	2:11.227	5	195
12	42	Kyle O'CONNELL (QLD) / Rustic Flooring / Surefire Security Group / YRD / Yamaha	Yamaha R3 321	7	15:38.029	16.384	2:11.880	2	192
13	333	Yanni SHAW (NSW) / WRP Bridgestone	Kawasaki EX 400	7	15:38.963	17.318	2:11.308	6	194
14	66	Mitchell SIMPSON (SA) / Simpson Crash / Simpson Signs	Yamaha R3 321	7	15:43.927	22.282	2:13.099	2	187
15	97	Peter NERLICH (VIC) / TCN Racing	Kawasaki EX 300	7	15:47.376	25.731	2:13.569	6	186
16	74	Jacob ROULSTONE (NSW) / SSS M-cycles / Held Aus. / Schuberth Helmets / RS Taichi Aust. / MotoCity W'gong	Yamaha R3 321	7	15:54.088	32.443	2:14.999	7	187
17	10	Callum O'BRIEN (WA) / Kawasaki BCperformance / Kawasaki Motors Aust. / Landscapesupplies.com.au	Kawasaki EX 400	7	15:54.126	32.481	2:14.789	3	188
18	28	Tayla RELPH (QLD) / Kawasaki BCperformance / Kawasaki Motors Aust. / Landscapesupplies.com.au	Kawasaki EX 400	7	15:54.204	32.559	2:14.245	4	190
19	47	Zylas BUNTING (NSW) / Shark Leathers / Barnetts Bakery Redpoint / Cols M-cycles / Hireahubby / Link Int.	Yamaha R3 321	7	15:54.395	32.750	2:15.000	3	190
20	36	Jordan SIMPSON (SA) / Simpson Crash / Simpson Signs	Yamaha R3 321	7	16:15.737	54.092	2:17.119	4	182
21	99	Jacob HATCH (NSW) / Motocity / Jekyl & Hyde / Atomised Dust Systems	Yamaha R3 321	7	16:15.870	54.225	2:17.725	5	187
22	23	Josh HALL (QLD) / Stitch Smith / Ricondi / Cooloola Panel & Paint / XXX Rated Susp. / Race Art Aust.	Yamaha R3 321	7	16:16.271	54.626	2:16.511	5	187
23	113	Bradley TRIVETT (NSW) / Ocean Shores Bakery	Kawasaki EX 300	7	16:16.744	55.099	2:17.160	6	190
24	864	Tristan ADAMSON (QLD) / Frigo Adamson Legal Group	Yamaha R3 321	7	16:21.202	59.557	2:17.501	5	184

Chief Timekeeper - Scott Laine

Clerk of Course - Tom Williams



www.computime.com.au
 COMPUTIME RACE TIMING SYSTEMS PTY LTD

2019

ASBK.COM.AU f t i y

Round 3 : The Bend Motorsports Park : April 25 - 28

YMI AUSTRALIAN SUPERSPORT 300 CHAMPIONSHIP

Race 2

 Date: 28/04/19
 Event: R07
 Weather: Cloudy - 16.1C
 Track: Dry - Temp: 17.7C

 Started at: 09:17:37
 Laps: 7
 Starters: 35
 Printed at: 9:45

PROVISIONAL CLASSIFICATION

Pos	No	Name	Machine	Laps	Race Time	Behind Leader	Fastest Lap	On Lap	Top Speed
25	30	Stephany KAPILAWI-JAMES (QLD) / Big Knobs Crash Sliders / HJC Helmets / Sidi	Kawasaki EX 400	7	16:24.028	1:02.383	2:18.029	6	193
26	22	Keegan PICKERING (NSW) / Sport Savvy Aust. / Team Jekyl & Hyde / Earmould Aust. / Kyzac Powdercoating	Yamaha R3 321	7	16:25.877	1:04.232	2:17.218	6	187
27	89	Kristian AGOSTINI (NT) / Territory 3 Racing / Motorsports NT / Airoh Helmets	Yamaha R3 321	7	16:27.412	1:05.767	2:18.177	6	179
28	444	Ryan MOSCARDINI (QLD) / Suncity Yamaha / NQ Flooring / Patriots MCC / Forma Boots / Fast Bike Tyres	Yamaha R3 321	7	16:31.520	1:09.875	2:19.272	4	183
29	272	Connor SANDERSON (SA)	Kawasaki EX 300	7	16:38.076	1:16.431	2:20.175	4	184
30	19	Craig WHITE (NSW) / WRP Bridgestone	Kawasaki EX 400	7	16:45.854	1:24.209	2:21.129	3	179
31	84	John CONDON (NSW) / Bikebiz	Kawasaki EX 300	7	16:47.396	1:25.751	2:21.579	7	176
DNF	282	Cameron AGOSTINI (NT) / Territory 3 Racing / Motorsports NT / Airoh Helmets	Yamaha R3 321	6	14:00.158	1 Lap	2:17.510	6	183
DNF	31	Travis HALL (QLD) / Stitch Smith / Ricondi / Cooloola Panel & Paint / XXX Rated Susp. / Race Art Aust.	Yamaha R3 321	4	8:54.050	3 Laps	2:11.820	3	185
DNF	58	Mitch KUHNE (QLD) / Shark Leathers / Phresh Ink / Nolan Helmets / Liqui Moly / Moto Products / Earmold	Yamaha R3 321	4	9:43.501	3 Laps	2:17.675	4	180
DNF	46	Lachlan O'BRIEN (NT) / Territory 3 Racing / TERRA / Motorsports NT / Airoh Helmets / Brown's Plastering	Yamaha R3 321	3	7:24.297	4 Laps	2:25.631	2	175

Fastest Lap was 2:09.872 by Senna AGIUS (NSW)

Current race lap record for SS300 class - 2:09.871 by Locky TAYLOR (QLD) on a Yamaha YZF-R3 set on 22/04/18

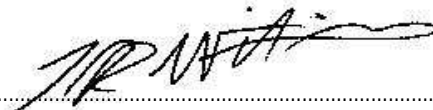
*** Rider 58 (Mitch KUHNE (QLD)) - 10 second penalty imposed by Clerk of Course for jumped start ***

*** Rider 22 (Keegan PICKERING (NSW)) - 10 second penalty imposed by Clerk of Course for starting in wrong grid position ***

The results are provisional until the end of the time limit for protests and appeals.



Chief Timekeeper - Scott Lain



Clerk of Course - Tom Williams


www.computime.com.au

COMPUTIME RACE TIMING SYSTEMS PTY LTD



2019



ASBK.COM.AU f t i y

Round 3 : The Bend Motorsports Park : April 25 - 28

YMI AUSTRALIAN SUPERSPORT 300 CHAMPIONSHIP

Race 2

Date: 28/04/19
 Event: R07
 Weather: Cloudy - 16.1C
 Track: Dry - Temp: 17.7C

Started at: 09:17:37
 Laps: 7
 Starters: 35
 Printed at: 9:45

PROVISIONAL LAP TIMES

No	Name	Lap 1	Lap 2	Lap 3	Lap 4	Lap 5	Lap 6	Lap 7
10	Callum O'BRIEN (WA)	2:21.284	2:16.210	2:14.789	2:15.273	2:15.901	2:14.908	2:15.761
11	Brandon DEMMERY (NSW)	2:17.233	2:11.820	2:12.093	2:11.351	2:10.409	2:11.024	2:10.743
19	Craig WHITE (NSW)	2:29.835	2:21.579	2:21.129	2:21.878	2:23.598	2:23.424	2:24.411
20	Hunter FORD (NSW)	2:16.912	2:10.773	2:11.190	2:11.535	2:10.034	2:10.506	2:10.704
22	Keegan PICKERING (NSW)	2:25.251	2:20.432	2:19.771	2:17.606	2:18.097	2:17.218	2:17.502
23	Josh HALL (QLD)	2:25.459	2:20.739	2:18.940	2:18.240	2:16.511	2:17.863	2:18.519
27	Max STAUFFER (NSW)	2:16.175	2:10.859	2:11.831	2:12.095	2:10.776	2:10.886	2:10.828
28	Tayla RELPH (QLD)	2:23.068	2:16.044	2:14.338	2:14.245	2:15.407	2:14.967	2:16.135
30	Stephany KAPILAWI-JAMES (QLD)	2:29.517	2:20.650	2:20.104	2:18.600	2:18.278	2:18.029	2:18.850
31	Travis HALL (QLD)	2:18.438	2:11.943	2:11.820	2:11.849			
36	Jordan SIMPSON (SA)	2:25.404	2:19.910	2:18.551	2:17.119	2:18.720	2:18.084	2:17.949
42	Kyle O'CONNELL (QLD)	2:17.781	2:11.880	2:12.048	2:12.409	2:13.851	2:15.069	2:14.991
43	Harry KHOURI (NSW)	2:15.738	2:10.930	2:11.574	2:11.723	2:10.250	2:11.198	2:11.010
45	Oilly SIMPSON (SA)	2:14.316	2:12.297	2:11.208	2:11.646	2:10.519	2:10.957	2:10.702
46	Lachlan O'BRIEN (NT)	2:32.945	2:25.631	2:25.721				
47	Zylas BUNTING (NSW)	2:21.684	2:15.981	2:15.000	2:15.399	2:15.505	2:15.641	2:15.185
57	Seth CRUMP (QLD)	2:14.960	2:11.593	2:11.604	2:11.432	2:10.472	2:11.293	2:11.358
58	Mitch KUHNE (QLD)	2:38.916	2:18.482	2:18.428	2:17.675			
66	Mitchell SIMPSON (SA)	2:18.404	2:13.099	2:13.786	2:13.948	2:13.522	2:13.325	2:17.843
72	Ben BAKER (NSW)	2:16.517	2:10.917	2:11.125	2:11.302	2:10.660	2:10.966	2:11.274
74	Jacob ROULSTONE (NSW)	2:21.370	2:15.532	2:15.428	2:15.264	2:15.706	2:15.789	2:14.999
81	Senna AGIUS (NSW)	2:14.918	2:11.666	2:11.568	2:11.747	2:11.252	2:10.866	2:09.872
84	John CONDON (NSW)	2:33.155	2:23.337	2:22.367	2:22.337	2:22.295	2:22.326	2:21.579
87	Zac LEVY (QLD)	2:15.801	2:11.865	2:11.669	2:11.490	2:10.251	2:10.915	2:11.412
89	Kristian AGOSTINI (NT)	2:27.951	2:20.147	2:20.400	2:19.854	2:19.188	2:18.177	2:21.695
97	Peter NERLICH (VIC)	2:21.261	2:15.904	2:14.516	2:14.121	2:14.331	2:13.569	2:13.674
99	Jacob HATCH (NSW)	2:25.331	2:20.876	2:17.999	2:17.909	2:17.725	2:17.952	2:18.078
113	Bradley TRIVETT (NSW)	2:26.853	2:19.457	2:19.477	2:17.476	2:18.646	2:17.160	2:17.675
151	Locky TAYLOR (QLD)	2:16.900	2:12.391	2:12.267	2:11.449	2:11.227	2:11.546	2:12.835
272	Connor SANDERSON (SA)	2:30.014	2:20.244	2:20.854	2:20.175	2:22.478	2:22.124	2:22.187
282	Cameron AGOSTINI (NT)	2:28.345	2:19.863	2:18.941	2:17.872	2:17.627	2:17.510	
308	John LYTRAS (QLD)	2:17.655	2:11.752	2:11.971	2:11.468	2:11.629	2:11.281	2:12.824
333	Yanni SHAW (NSW)	2:26.056	2:12.684	2:12.043	2:11.831	2:12.030	2:11.308	2:13.011
444	Ryan MOSCARDINI (QLD)	2:29.299	2:20.625	2:21.057	2:19.272	2:19.877	2:19.995	2:21.395
864	Tristan ADAMSON (QLD)	2:25.210	2:20.222	2:19.712	2:18.994	2:17.501	2:18.614	2:20.949

*** Rider 58 (Mitch KUHNE (QLD)) - 10 second penalty imposed by Clerk of Course for jumped start ***

*** Rider 22 (Keegan PICKERING (NSW)) - 10 second penalty imposed by Clerk of Course for starting in wrong grid position ***

The results are provisional until the end of the time limit for protests and appeals.

Scott Laine
 Chief Timekeeper - Scott Laine

Tom Williams
 Clerk of Course - Tom Williams



www.computime.com.au
 COMPUTIME RACE TIMING SYSTEMS PTY LTD

2019



ASBK.COM.AU f t i y

Round 3 : The Bend Motorsports Park : April 25 - 28

YMI AUSTRALIAN SUPERSPORT 300 CHAMPIONSHIP

Race 2

Date: 28/04/19
Event: R07
Weather: Cloudy - 16.1C
Track: Dry - Temp: 17.7C

Started at: 09:17:37
Laps: 7
Starters: 35
Printed at: 9:45

PROVISIONAL SPLIT TIMES

Lap	Split 1	Split 2	Split 3	Split 4	Lap Time	Spd	Lap	Split 1	Split 2	Split 3	Split 4	Lap Time	Spd
10 Callum O'BRIEN (WA) (17th)							4	30.706	38.254	34.283	34.363	2:17.606	184
1	35.130	38.435	33.729	33.990	2:21.284	168	5	31.519	38.001	34.373	34.204	2:18.097	185
2	30.641	37.409	34.005	34.155	2:16.210	183	6	31.170	37.992	34.025	34.031	2:17.218	177
3	30.137	37.456	33.383	33.813	2:14.789	188	7	31.140	38.405	33.882	34.075	2:17.502	187
4	30.692	37.300	33.414	33.867	2:15.273	183	23 Josh HALL (QLD) (22th)						
5	30.942	37.745	33.487	33.727	2:15.901	188	1	37.815	38.939	34.339	34.366	2:25.459	162
6	30.451	37.341	33.174	33.942	2:14.908	186	2	31.722	38.837	35.311	34.869	2:20.739	185
7	30.528	37.371	33.787	34.075	2:15.761	186	3	31.602	38.267	34.712	34.359	2:18.940	186
11 Brandon DEMMERY (NSW) (9th)							4	31.696	38.012	34.242	34.290	2:18.240	174
1	34.139	37.001	32.864	33.229	2:17.233	159	5	30.852	38.001	33.759	33.899	2:16.511	187
2	29.591	36.704	32.331	33.194	2:11.820	191	6	31.383	38.337	33.948	34.195	2:17.863	181
3	29.687	36.901	32.540	32.965	2:12.093	187	7	31.778	38.585	33.939	34.217	2:18.519	177
4	29.525	36.619	32.457	32.750	2:11.351	184	27 Max STAUFFER (NSW) (8th)						
5	29.350	36.339	32.151	32.569	2:10.409	186	1	33.324	36.701	32.637	33.513	2:16.175	165
6	29.370	36.495	32.290	32.869	2:11.024	187	2	29.593	36.103	32.539	32.624	2:10.859	190
7	29.266	36.287	32.301	32.889	2:10.743	186	3	29.870	36.288	32.815	32.858	2:11.831	192
19 Craig WHITE (NSW) (30th)							4	29.808	36.159	32.852	33.276	2:12.095	187
1	39.064	39.556	35.509	35.706	2:29.835	157	5	29.599	36.137	32.253	32.787	2:10.776	188
2	31.593	39.142	34.932	35.912	2:21.579	179	6	29.287	36.161	32.725	32.713	2:10.886	188
3	31.813	39.250	34.803	35.263	2:21.129	177	7	29.221	36.177	32.460	32.970	2:10.828	190
4	31.760	39.340	35.100	35.678	2:21.878	179	28 Tayla RELPH (QLD) (18th)						
5	32.039	40.075	35.331	36.153	2:23.598	176	1	36.169	38.593	34.034	34.272	2:23.068	169
6	32.306	40.234	34.955	35.929	2:23.424	174	2	30.563	37.688	33.615	34.178	2:16.044	186
7	32.431	40.124	35.935	35.921	2:24.411	172	3	30.021	37.364	33.020	33.933	2:14.338	190
20 Hunter FORD (NSW) (2nd)							4	29.989	37.447	33.271	33.538	2:14.245	190
1	34.690	36.766	32.726	32.730	2:16.912	155	5	30.236	37.991	33.243	33.937	2:15.407	186
2	29.761	36.485	32.161	32.366	2:10.773	194	6	30.338	37.514	33.143	33.972	2:14.967	182
3	29.352	36.272	32.865	32.701	2:11.190	196	7	30.580	37.779	33.839	33.937	2:16.135	181
4	29.498	36.056	32.818	33.163	2:11.535	191	30 Stephany KAPILAWI-JAMES (QLD) (25th)						
5	29.465	35.980	32.368	32.221	2:10.034	192	1	38.428	39.733	35.595	35.761	2:29.517	167
6	28.844	36.715	32.803	32.144	2:10.506	190	2	30.950	38.811	35.274	35.615	2:20.650	193
7	30.269	36.325	31.903	32.207	2:10.704	178	3	31.439	38.870	35.152	34.643	2:20.104	187
22 Keegan PICKERING (NSW) (26th)							4	31.130	38.302	34.649	34.519	2:18.600	185
1	36.384	38.774	35.089	35.004	2:25.251	173	5	30.595	38.403	34.840	34.440	2:18.278	191
2	31.825	38.709	35.271	34.627	2:20.432	181	6	30.850	37.960	34.737	34.482	2:18.029	186
3	31.066	38.535	35.560	34.610	2:19.771	184	7	30.672	38.171	34.931	35.076	2:18.850	187

Chief Timekeeper - Scott Laine

Clerk of Course - Tom Williams



www.computime.com.au

COMPUTIME RACE TIMING SYSTEMS PTY LTD



2019



Round 3 : The Bend Motorsports Park : April 25 - 28

YMI AUSTRALIAN SUPERSPORT 300 CHAMPIONSHIP

Race 2

Date: 28/04/19
 Event: R07
 Weather: Cloudy - 16.1C
 Track: Dry - Temp: 17.7C

Started at: 09:17:37
 Laps: 7
 Starters: 35
 Printed at: 9:45

PROVISIONAL SPLIT TIMES

Lap	Split 1	Split 2	Split 3	Split 4	Lap Time	Spd	Lap	Split 1	Split 2	Split 3	Split 4	Lap Time	Spd
31 Travis HALL (QLD) (DNF)							7	29.958	36.031	32.282	32.431	2:10.702	179
1	35.128	37.085	32.939	33.286	2:18.438	165	46 Lachlan O'BRIEN (NT) (DNF)						
2	29.832	36.657	32.621	32.833	2:11.943	184	1	39.145	41.212	36.061	36.527	2:32.945	160
3	29.987	36.451	32.544	32.838	2:11.820	183	2	32.898	40.584	36.078	36.071	2:25.631	172
4	29.618	36.454	32.702	33.075	2:11.849	185	3	32.740	40.631	36.193	36.157	2:25.721	175
36 Jordan SIMPSON (SA) (20th)							47 Zylas BUNTING (NSW) (19th)						
1	37.294	38.701	34.787	34.622	2:25.404	165	1	35.493	38.674	33.826	33.691	2:21.684	166
2	31.471	38.638	35.335	34.466	2:19.910	182	2	30.556	37.656	33.722	34.047	2:15.981	189
3	31.618	38.460	34.205	34.268	2:18.551	176	3	30.332	38.064	33.166	33.438	2:15.000	190
4	30.844	37.964	33.952	34.359	2:17.119	177	4	30.106	38.015	33.587	33.691	2:15.399	188
5	31.172	38.316	34.542	34.690	2:18.720	176	5	30.631	37.820	33.446	33.608	2:15.505	185
6	31.356	37.992	34.267	34.469	2:18.084	176	6	30.691	37.638	33.709	33.603	2:15.641	188
7	31.478	37.913	34.188	34.370	2:17.949	176	7	29.973	37.436	34.207	33.569	2:15.185	180
42 Kyle O'CONNELL (QLD) (12th)							57 Seth CRUMP (QLD) (5th)						
1	34.618	37.379	32.760	33.024	2:17.781	166	1	33.032	36.321	32.682	32.925	2:14.960	160
2	29.768	36.834	32.379	32.899	2:11.880	189	2	29.330	36.300	33.056	32.907	2:11.593	193
3	29.597	36.572	32.826	33.053	2:12.048	189	3	30.190	36.048	32.770	32.596	2:11.604	189
4	29.655	36.558	33.170	33.026	2:12.409	192	4	29.639	35.984	32.775	33.034	2:11.432	186
5	30.199	37.330	32.828	33.494	2:13.851	179	5	29.605	36.104	32.367	32.396	2:10.472	184
6	30.284	37.711	32.935	34.139	2:15.069	177	6	29.731	35.909	33.323	32.330	2:11.293	183
7	30.799	37.475	33.248	33.469	2:14.991	175	7	29.305	36.508	32.680	32.865	2:11.358	187
43 Harry KHOURI (NSW) (4th)							58 Mitch KUHNE (QLD) (DNF)						
1	34.255	36.263	32.536	32.684	2:15.738	165	1	35.012	2:03.904	2:03.809	35.107	2:38.916	168
2	29.444	36.274	32.650	32.562	2:10.930	188	2	31.083	38.038	34.481	34.880	2:18.482	178
3	29.695	36.101	32.928	32.850	2:11.574	186	3	31.696	37.988	34.376	34.368	2:18.428	180
4	30.098	35.798	33.208	32.619	2:11.723	184	4	30.941	38.250	34.191	34.293	2:17.675	179
5	29.664	35.845	32.386	32.355	2:10.250	188	66 Mitchell SIMPSON (SA) (14th)						
6	29.401	36.192	33.372	32.233	2:11.198	184	1	34.971	37.333	32.609	33.491	2:18.404	163
7	29.890	36.043	32.326	32.751	2:11.010	188	2	30.086	37.181	32.669	33.163	2:13.099	186
45 Oilly SIMPSON (SA) (1st)							3	30.430	37.247	32.829	33.280	2:13.786	176
1	32.491	36.694	32.489	32.642	2:14.316	157	4	30.473	37.349	32.871	33.255	2:13.948	174
2	30.285	36.335	32.597	33.080	2:12.297	179	5	30.452	37.294	32.807	32.969	2:13.522	175
3	29.912	36.053	32.390	32.853	2:11.208	189	6	30.301	37.088	32.721	33.215	2:13.325	175
4	30.160	35.889	32.873	32.724	2:11.646	180	7	34.128	37.468	32.726	33.521	2:17.843	187
5	29.882	35.747	32.250	32.640	2:10.519	183							
6	29.895	36.157	32.509	32.396	2:10.957	184							

Scott Laine
 Chief Timekeeper - Scott Laine

Tom Williams
 Clerk of Course - Tom Williams



2019



ASBK.COM.AU f t i y

Round 3 : The Bend Motorsports Park : April 25 - 28

YMI AUSTRALIAN SUPERSPORT 300 CHAMPIONSHIP

Race 2

Date: 28/04/19
Event: R07
Weather: Cloudy - 16.1C
Track: Dry - Temp: 17.7C

Started at: 09:17:37
Laps: 7
Starters: 35
Printed at: 9:45

PROVISIONAL SPLIT TIMES

Lap	Split 1	Split 2	Split 3	Split 4	Lap Time	Spd	Lap	Split 1	Split 2	Split 3	Split 4	Lap Time	Spd
72 Ben BAKER (NSW) (6th)							4	29.519	36.102	32.873	32.996	2:11.490	188
1	34.060	36.882	32.704	32.871	2:16.517	160	5	29.351	35.961	32.291	32.648	2:10.251	187
2	29.430	36.208	32.517	32.762	2:10.917	188	6	29.348	36.108	32.988	32.471	2:10.915	192
3	29.583	35.944	32.723	32.875	2:11.125	188	7	29.502	36.313	32.446	33.151	2:11.412	194
4	29.431	36.277	32.573	33.021	2:11.302	190	89 Kristian AGOSTINI (NT) (27th)						
5	29.853	35.939	32.348	32.520	2:10.660	189	1	37.699	39.996	35.230	35.026	2:27.951	163
6	29.464	36.428	32.883	32.191	2:10.966	190	2	31.237	39.007	34.720	35.183	2:20.147	179
7	29.473	36.739	32.281	32.781	2:11.274	186	3	31.696	38.752	34.496	35.456	2:20.400	171
74 Jacob ROULSTONE (NSW) (16th)							4	31.604	38.768	34.624	34.858	2:19.854	175
1	35.299	38.046	34.415	33.610	2:21.370	172	5	31.437	38.438	34.659	34.654	2:19.188	174
2	30.204	37.626	33.803	33.899	2:15.532	184	6	31.193	38.359	34.227	34.398	2:18.177	176
3	30.806	37.786	33.479	33.357	2:15.428	178	7	31.504	38.551	34.971	36.669	2:21.695	176
4	30.773	37.432	33.449	33.610	2:15.264	180	97 Peter NERLICH (VIC) (15th)						
5	30.539	37.721	33.677	33.769	2:15.706	187	1	35.709	38.039	33.709	33.804	2:21.261	166
6	30.747	37.709	33.652	33.681	2:15.789	185	2	29.980	37.678	34.258	33.988	2:15.904	185
7	30.620	37.272	33.600	33.507	2:14.999	181	3	29.949	37.635	33.409	33.523	2:14.516	186
81 Senna AGIUS (NSW) (3rd)							4	29.928	37.420	33.213	33.560	2:14.121	184
1	32.785	36.324	33.109	32.700	2:14.918	163	5	30.053	37.402	33.395	33.481	2:14.331	184
2	29.823	36.547	32.577	32.719	2:11.666	190	6	30.018	37.236	32.886	33.429	2:13.569	182
3	29.617	36.052	32.944	32.955	2:11.568	184	7	30.026	37.222	33.063	33.363	2:13.674	182
4	29.477	36.024	33.383	32.863	2:11.747	188	99 Jacob HATCH (NSW) (21th)						
5		1:06.458	32.182	32.612	2:11.252	187	1	36.539	38.765	35.266	34.761	2:25.331	156
6	29.062	36.071	33.367	32.366	2:10.866	195	2	31.289	38.800	35.797	34.990	2:20.876	185
7	29.026	35.787	32.472	32.587	2:09.872	198	3	31.404	37.912	34.229	34.454	2:17.999	187
84 John CONDON (NSW) (31th)							4	31.175	38.441	33.945	34.348	2:17.909	174
1	41.002	40.510	35.439	36.204	2:33.155	160	5	31.569	38.056	33.839	34.261	2:17.725	174
2	32.040	39.798	35.594	35.905	2:23.337	175	6	30.972	38.465	33.925	34.590	2:17.952	178
3	32.350	39.258	35.269	35.490	2:22.367	174	7	31.213	38.511	33.949	34.405	2:18.078	178
4	32.003	39.805	35.139	35.390	2:22.337	176	113 Bradley TRIVETT (NSW) (23th)						
5	32.119	39.334	35.230	35.612	2:22.295	175	1	37.825	39.592	34.593	34.843	2:26.853	168
6	31.894	39.903	35.192	35.337	2:22.326	174	2	30.635	38.736	35.381	34.705	2:19.457	189
7	32.345	39.315	34.850	35.069	2:21.579	174	3	31.497	38.597	34.653	34.730	2:19.477	189
87 Zac LEVY (QLD) (7th)							4	30.599	38.261	34.217	34.399	2:17.476	190
1	33.608	36.549	32.657	32.987	2:15.801	161	5	31.061	38.650	34.259	34.676	2:18.646	190
2	29.679	36.525	32.527	33.134	2:11.865	188	6	30.694	38.066	33.959	34.441	2:17.160	186
3	29.705	36.154	32.818	32.992	2:11.669	193	7	30.850	38.605	33.956	34.264	2:17.675	188

Chief Timekeeper - Scott Laine

Clerk of Course - Tom Williams



www.computime.com.au

COMPUTIME RACE TIMING SYSTEMS PTY LTD



2019



Round 3 : The Bend Motorsports Park : April 25 - 28

YMI AUSTRALIAN SUPERSPORT 300 CHAMPIONSHIP

Race 2

Date: 28/04/19
 Event: R07
 Weather: Cloudy - 16.1C
 Track: Dry - Temp: 17.7C

Started at: 09:17:37
 Laps: 7
 Starters: 35
 Printed at: 9:45

PROVISIONAL SPLIT TIMES

Lap	Split 1	Split 2	Split 3	Split 4	Lap Time	Spd	Lap	Split 1	Split 2	Split 3	Split 4	Lap Time	Spd
151 Locky TAYLOR (QLD) (11th)							6	29.602	36.638	32.182	32.859	2:11.281	186
1	33.943	36.881	33.034	33.042	2:16.900	161	7	30.192	37.449	32.317	32.866	2:12.824	176
2	29.596	36.891	32.941	32.963	2:12.391	195	333 Yanni SHAW (NSW) (13th)						
3	29.373	36.852	32.998	33.044	2:12.267	193	1	35.281	38.345	38.897	33.533	2:26.056	165
4	29.548	36.450	32.773	32.678	2:11.449	191	2	29.615	37.034	32.550	33.485	2:12.684	194
5	29.266	36.504	32.626	32.831	2:11.227	195	3	29.615	37.259	32.195	32.974	2:12.043	187
6	29.640	36.552	32.756	32.598	2:11.546	185	4	29.575	36.873	32.348	33.035	2:11.831	184
7	30.004	37.354	32.901	32.576	2:12.835	178	5	29.501	36.978	32.628	32.923	2:12.030	186
272 Connor SANDERSON (SA) (29th)							6	29.401	36.833	32.197	32.877	2:11.308	186
1	39.764	39.652	35.271	35.327	2:30.014	161	7	30.753	37.009	32.418	32.831	2:13.011	185
2	31.169	38.837	35.195	35.043	2:20.244	184	444 Ryan MOSCARDINI (QLD) (28th)						
3	32.141	38.799	35.033	34.881	2:20.854	183	1	38.599	39.896	35.648	35.156	2:29.299	160
4	31.600	39.070	34.511	34.994	2:20.175	180	2	31.521	39.045	35.020	35.039	2:20.625	183
5	31.770	39.906	36.084	34.718	2:22.478	177	3	31.779	39.082	35.196	35.000	2:21.057	179
6	31.879	39.198	35.709	35.338	2:22.124	175	4	31.146	38.964	34.666	34.496	2:19.272	181
7	32.433	39.203	35.338	35.213	2:22.187	171	5	31.259	38.912	34.847	34.859	2:19.877	180
282 Cameron AGOSTINI (NT) (DNF)							6	31.495	38.917	34.461	35.122	2:19.995	178
1	38.121	39.786	35.457	34.981	2:28.345	162	7	31.798	39.075	35.296	35.226	2:21.395	175
2	31.171	39.011	34.610	35.071	2:19.863	183	864 Tristan ADAMSON (QLD) (24th)						
3	31.236	38.740	34.323	34.642	2:18.941	176	1	35.928	38.748	35.309	35.225	2:25.210	170
4	31.014	38.345	34.006	34.507	2:17.872	178	2	31.553	38.547	35.308	34.814	2:20.222	184
5	30.848	38.140	34.178	34.461	2:17.627	178	3	31.993	38.300	34.901	34.518	2:19.712	178
6	31.085	37.835	33.866	34.724	2:17.510	176	4	31.825	38.273	34.475	34.421	2:18.994	174
308 John LYTRAS (QLD) (10th)							5	30.942	38.073	34.274	34.212	2:17.501	183
1	34.826	36.997	32.717	33.115	2:17.655	169	6	31.359	37.816	34.132	35.307	2:18.614	178
2	29.624	36.723	32.633	32.772	2:11.752	190	7	31.383	37.895	35.566	36.105	2:20.949	181
3	29.542	36.346	32.757	33.326	2:11.971	188							
4	29.511	36.203	32.948	32.806	2:11.468	189							
5	29.609	36.764	32.687	32.569	2:11.629	189							

*** Rider 58 (Mitch KUHNE (QLD)) - 10 second penalty imposed by Clerk of Course for jumped start ***

*** Rider 22 (Keegan PICKERING (NSW)) - 10 second penalty imposed by Clerk of Course for starting in wrong grid position ***

The results are provisional until the end of the time limit for protests and appeals.

Scott Laine
 Chief Timekeeper - Scott Laine

Tom Williams
 Clerk of Course - Tom Williams



2019



ASBK.COM.AU f t i y

Round 3 : The Bend Motorsports Park : April 25 - 28

YMI AUSTRALIAN SUPERSPORT 300 CHAMPIONSHIP

Race 2

Date: 28/04/19
Event: R07
Weather: Cloudy - 16.1C
Track: Dry - Temp: 17.7C

Started at: 09:17:37
Laps: 7
Starters: 35
Printed at: 9:45

PROVISIONAL FASTEST LAPS SEQUENCE


Lap	Race Pos	No	Name	Machine	Fastest Lap	On Lap
1	1	45	Olly SIMPSON (SA)	Yamaha R3 321	2:14.316	1
2	1	57	Seth CRUMP (QLD)	KTM RC 390	2:11.593	2
2	4	43	Harry KHOURI (NSW)	Yamaha R3 321	2:10.930	2
2	5	27	Max STAUFFER (NSW)	Yamaha R3 321	2:10.859	2
2	8	20	Hunter FORD (NSW)	Yamaha R3 321	2:10.773	2
5	1	45	Olly SIMPSON (SA)	Yamaha R3 321	2:10.519	5
5	2	57	Seth CRUMP (QLD)	KTM RC 390	2:10.472	5
5	3	43	Harry KHOURI (NSW)	Yamaha R3 321	2:10.250	5
5	4	20	Hunter FORD (NSW)	Yamaha R3 321	2:10.034	5
7	3	81	Senna AGIUS (NSW)	Kawasaki EX 400	2:09.872	7

*** Rider 58 (Mitch KUHNE (QLD)) - 10 second penalty imposed by Clerk of Course for jumped start ***

*** Rider 22 (Keegan PICKERING (NSW)) - 10 second penalty imposed by Clerk of Course for starting in wrong grid position ***

The results are provisional until the end of the time limit for protests and appeals.


Chief Timekeeper - Scott Lain


Clerk of Course - Tom Williams



www.computime.com.au
COMPUTIME RACE TIMING SYSTEMS PTY LTD



2019



ASBK.COM.AU f t i y

Round 3 : The Bend Motorsports Park : April 25 - 28

YMI AUSTRALIAN SUPERSPORT 300 CHAMPIONSHIP

Race 2

Date: 28/04/19
 Event: R07
 Weather: Cloudy - 16.1C
 Track: Dry - Temp: 17.7C

Started at: 09:17:37
 Laps: 7
 Starters: 35
 Printed at: 9:45

PROVISIONAL LAP SHEET

No	Lap Time	Gap	No	Lap Time	Gap	No	Lap Time	Gap	No	Lap Time	Gap	No	Lap Time	Gap
			282	2:28.345	14.029	28	2:16.044	12.559	42	2:12.048	3.888	81	2:11.747	.432
Lap 1			444	2:29.299	14.983	36	2:19.910	18.761	31	2:11.820	4.380	43	2:11.723	.498
45	2:14.316		30	2:29.517	15.201	864	2:20.222	18.879	66	2:13.786	7.468	20	2:11.535	.943
81	2:14.918	.602	19	2:29.835	15.519	22	2:20.432	19.130	333	2:12.043	12.962	87	2:11.490	1.358
57	2:14.960	.644	272	2:30.014	15.698	23	2:20.739	19.645	97	2:14.516	13.860	27	2:12.095	1.493
43	2:15.738	1.422	46	2:32.945	18.629	99	2:20.876	19.654	10	2:14.789	14.462	11	2:11.351	3.030
87	2:15.801	1.485	84	2:33.155	18.839	113	2:19.457	19.757	74	2:15.428	14.509	308	2:11.468	3.379
27	2:16.175	1.859	58	2:38.916	24.600	89	2:20.147	21.545	47	2:15.000	14.844	151	2:11.449	3.540
72	2:16.517	2.201	Lap 2			282	2:19.863	21.655	28	2:14.338	15.629	31	2:11.849	4.583
151	2:16.900	2.584	57	2:11.593		444	2:20.625	23.371	36	2:18.551	26.044	42	2:12.409	4.651
20	2:16.912	2.596	81	2:11.666	.031	30	2:20.650	23.614	99	2:17.999	26.385	66	2:13.948	9.770
11	2:17.233	2.917	45	2:12.297	.060	272	2:20.244	23.705	23	2:18.940	27.317	333	2:11.831	13.147
308	2:17.655	3.339	43	2:10.930	.115	19	2:21.579	24.861	864	2:19.712	27.323	97	2:14.121	16.335
42	2:17.781	3.465	27	2:10.859	.481	84	2:23.337	29.939	22	2:19.771	27.633	10	2:15.273	18.089
66	2:18.404	4.088	72	2:10.917	.881	58	2:18.482	30.845	113	2:19.477	27.966	74	2:15.264	18.127
31	2:18.438	4.122	87	2:11.865	1.113	46	2:25.631	32.023	282	2:18.941	29.328	28	2:14.245	18.228
97	2:21.261	6.945	20	2:10.773	1.132	Lap 3			89	2:20.400	30.677	47	2:15.399	18.597
10	2:21.284	6.968	11	2:11.820	2.500	45	2:11.208		30	2:20.104	32.450	36	2:17.119	31.517
74	2:21.370	7.054	151	2:12.391	2.738	81	2:11.568	.331	444	2:21.057	33.160	99	2:17.909	32.648
47	2:21.684	7.368	308	2:11.752	2.854	57	2:11.604	.336	272	2:20.854	33.291	22	2:17.606	33.593
28	2:23.068	8.752	42	2:11.880	3.108	43	2:11.574	.421	19	2:21.129	34.722	113	2:17.476	33.796
864	2:25.210	10.894	31	2:11.943	3.828	72	2:11.125	.738	58	2:18.428	38.005	23	2:18.240	33.911
22	2:25.251	10.935	66	2:13.099	4.950	27	2:11.831	1.044	84	2:22.367	41.038	864	2:18.994	34.671
99	2:25.331	11.015	74	2:15.532	10.349	20	2:11.190	1.054	46	2:25.721	46.476	282	2:17.872	35.554
36	2:25.404	11.088	97	2:15.904	10.612	87	2:11.669	1.514	Lap 4			89	2:19.854	38.885
23	2:25.459	11.143	10	2:16.210	10.941	11	2:12.093	3.325	45	2:11.646		30	2:18.600	39.404
333	2:26.056	11.740	47	2:15.981	11.112	308	2:11.971	3.557	57	2:11.432	.122	444	2:19.272	40.786
113	2:26.853	12.537	333	2:12.684	12.187	151	2:12.267	3.737	72	2:11.302	.394	272	2:20.175	41.820
89	2:27.951	13.635										58	2:17.675	44.034

Scott Laine
 Chief Timekeeper - Scott Laine

Tom Williams
 Clerk of Course - Tom Williams



2019



ASBK.COM.AU f t i y

Round 3 : The Bend Motorsports Park : April 25 - 28

YMI AUSTRALIAN SUPERSPORT 300 CHAMPIONSHIP

Race 2

Date: 28/04/19
Event: R07
Weather: Cloudy - 16.1C
Track: Dry - Temp: 17.7C

Started at: 09:17:37
Laps: 7
Starters: 35
Printed at: 9:45

PROVISIONAL LAP SHEET

No	Lap Time	Gap	No	Lap Time	Gap	No	Lap Time	Gap	No	Lap Time	Gap
19	2:21.878	44.954	282	2:17.627	42.662	36	2:18.084	46.845	74	2:14.999	32.443
84	2:22.337	51.729	30	2:18.278	47.163	99	2:17.952	46.849	10	2:15.761	32.481
			89	2:19.188	47.554	22	2:17.218	47.432	28	2:16.135	32.559
Lap 5			444	2:19.877	50.144	113	2:17.160	48.126	47	2:15.185	32.750
45	2:10.519		272	2:22.478	53.779	282	2:17.510	49.215	36	2:17.949	54.092
57	2:10.472	.075	19	2:23.598	58.033	864	2:18.614	49.310	99	2:18.078	54.225
43	2:10.250	.229	84	2:22.295	1:03.50	30	2:18.029	54.235	22	2:17.502	54.232
20	2:10.034	.458				89	2:18.177	54.774	23	2:18.519	54.626
72	2:10.660	.535	Lap 6			444	2:19.995	59.182	113	2:17.675	55.099
87	2:10.251	1.090	45	2:10.957		272	2:22.124	1:04.94	864	2:20.949	59.557
81	2:11.252	1.165	20	2:10.506	.007	19	2:23.424	1:10.50	30	2:18.850	1:02.38
27	2:10.776	1.750	57	2:11.293	.411	84	2:22.326	1:14.87	89	2:21.695	1:05.76
11	2:10.409	2.920	43	2:11.198	.470				444	2:21.395	1:09.87
151	2:11.227	4.248	72	2:10.966	.544	Lap 7			272	2:22.187	1:16.43
308	2:11.629	4.489	87	2:10.915	1.048	45	2:10.702		19	2:24.411	1:24.20
42	2:13.851	7.983	81	2:10.866	1.074	20	2:10.704	.009	84	2:21.579	1:25.75
66	2:13.522	12.773	27	2:10.886	1.679	81	2:09.872	.244			
333	2:12.030	14.658	11	2:11.024	2.987	43	2:11.010	.778			
97	2:14.331	20.147	308	2:11.281	4.813	57	2:11.358	1.067			
28	2:15.407	23.116	151	2:11.546	4.837	72	2:11.274	1.116			
74	2:15.706	23.314	42	2:15.069	12.095	87	2:11.412	1.758			
10	2:15.901	23.471	333	2:11.308	15.009	27	2:10.828	1.805			
47	2:15.505	23.583	66	2:13.325	15.141	11	2:10.743	3.028			
36	2:18.720	39.718	97	2:13.569	22.759	308	2:12.824	6.935			
99	2:17.725	39.854	28	2:14.967	27.126	151	2:12.835	6.970			
23	2:16.511	39.903	10	2:14.908	27.422	42	2:14.991	16.384			
22	2:18.097	41.171	74	2:15.789	28.146	333	2:13.011	17.318			
864	2:17.501	41.653	47	2:15.641	28.267	66	2:17.843	22.282			
113	2:18.646	41.923	23	2:17.863	46.809	97	2:13.674	25.731			

*** Rider 58 (Mitch KUHNE (QLD)) - 10 second penalty imposed by Clerk of Course for jumped start ***

*** Rider 22 (Keegan PICKERING (NSW)) - 10 second penalty imposed by Clerk of Course for starting in wrong grid position ***

The results are provisional until the end of the time limit for protests and appeals.

Scott Laine
Chief Timekeeper - Scott Laine

Tom Williams
Clerk of Course - Tom Williams



www.computime.com.au
COMPUTIME RACE TIMING SYSTEMS PTY LTD



2019



ASBK.COM.AU f t i y

Round 3 : The Bend Motorsports Park : April 25 - 28

YMI AUSTRALIAN SUPERSPORT 300 CHAMPIONSHIP

Race 2

Date: 28/04/19
Event: R07
Weather: Cloudy - 16.1C
Track: Dry - Temp: 17.7C

Started at: 09:17:37
Laps: 7
Starters: 35
Printed at: 9:45

PROVISIONAL LAP CHART

Grid	1	2	3	4	5	6	7
45	45	57	45	45	45	45	45
11	81	81	81	57	57	20	20
20	57	45	57	72	43	57	81
81	43	43	43	81	20	43	43
57	87	27	72	43	72	72	57
151	27	72	27	20	87	87	72
72	72	87	20	87	81	81	87
87	151	20	87	27	27	27	27
27	20	11	11	11	11	11	11
43	11	151	308	308	151	308	308
31	308	308	151	151	308	151	151
333	42	42	42	31	42	42	42
66	66	31	31	42	66	333	333
42	31	66	66	66	333	66	66
308	97	74	333	333	97	97	97
97	10	97	97	97	28	28	74
10	74	10	10	10	74	10	10
47	47	47	74	74	10	74	28
74	28	333	47	28	47	47	47
99	864	28	28	47	36	23	36
864	22	36	36	36	99	36	99
28	99	864	99	99	23	99	22
58	36	22	23	22	22	22	23
36	23	23	864	113	864	113	113
23	333	99	22	23	113	282	864
22	113	113	113	864	282	864	30
30	89	89	282	282	30	30	89
113	282	282	89	89	89	89	444
272	444	444	30	30	444	444	272
282	30	30	444	444	272	272	19
89	19	272	272	272	19	19	84
84	272	19	19	58	84	84	
444	46	84	58	19			
19	84	58	84	84			
46	58	46	46				

*** Rider 58 (Mitch KUHNE (QLD)) - 10 second penalty imposed by Clerk of Course for jumped start ***

*** Rider 22 (Keegan PICKERING (NSW)) - 10 second penalty imposed by Clerk of Course for starting in wrong grid position ***

The results are provisional until the end of the time limit for protests and appeals.

Scott Laine
Chief Timekeeper - Scott Laine

Tom Williams
Clerk of Course - Tom Williams



www.computime.com.au
COMPUTIME RACE TIMING SYSTEMS PTY LTD



2019



ASBK.COM.AU f t i y

Round 3 : The Bend Motorsports Park : April 25 - 28

YMI AUSTRALIAN SUPERSPORT 300 CHAMPIONSHIP

Race 2

Date: 28/04/19
 Event: R07
 Weather: Cloudy - 16.1C
 Track: Dry - Temp: 17.7C

Started at: 09:17:37
 Laps: 7
 Starters: 35
 Printed at: 9:45

PROVISIONAL BEST PARTIAL TIMES

Pos	Split 1		Split 2		Split 3		Split 4		LAP		Ideal	Fastest
	Name	Time	Name	Time	Name	Time	Name	Time	Name	Time		
1	H. FORD	28.844	O. SIMPSON	35.747	H. FORD	31.903	K. PICKERING	24.031	K. PICKERING	2:06.611	2:17.218	
2	S. AGIUS	29.026	S. AGIUS	35.787	B. DEMMERY	32.151	M. KUHNE	24.293	M. KUHNE	2:07.127	2:17.675	
3	M. STAUFFER	29.221	H. KHOURI	35.798	S. AGIUS	32.182	H. FORD	32.144	H. FORD	2:08.871	2:10.034	
4	B. DEMMERY	29.266	S. CRUMP	35.909	J. LYTRAS	32.182	B. BAKER	32.191	S. AGIUS	2:09.361	2:09.872	
5	L. TAYLOR	29.266	B. BAKER	35.939	Y. SHAW	32.195	H. KHOURI	32.233	H. KHOURI	2:09.758	2:10.250	
6	S. CRUMP	29.305	Z. LEVY	35.961	O. SIMPSON	32.250	S. CRUMP	32.330	B. BAKER	2:09.841	2:10.660	
7	Z. LEVY	29.348	H. FORD	35.980	M. STAUFFER	32.253	S. AGIUS	32.366	S. CRUMP	2:09.911	2:10.472	
8	H. KHOURI	29.401	M. STAUFFER	36.103	B. BAKER	32.281	O. SIMPSON	32.396	Z. LEVY	2:10.071	2:10.251	
9	Y. SHAW	29.401	J. LYTRAS	36.203	Z. LEVY	32.291	Z. LEVY	32.471	M. STAUFFER	2:10.201	2:10.776	
10	B. BAKER	29.430	B. DEMMERY	36.287	H. KHOURI	32.326	B. DEMMERY	32.569	B. DEMMERY	2:10.273	2:10.409	
11	J. LYTRAS	29.511	L. TAYLOR	36.450	S. CRUMP	32.367	J. LYTRAS	32.569	O. SIMPSON	2:10.275	2:10.519	
12	K. O'CONNEL	29.597	T. HALL	36.451	K. O'CONNEL	32.379	L. TAYLOR	32.576	J. LYTRAS	2:10.465	2:11.281	
13	T. HALL	29.618	K. O'CONNEL	36.558	T. HALL	32.544	M. STAUFFER	32.624	L. TAYLOR	2:10.918	2:11.227	
14	O. SIMPSON	29.882	Y. SHAW	36.833	M. SIMPSON	32.609	Y. SHAW	32.831	Y. SHAW	2:11.260	2:11.308	
15	P. NERLICH	29.928	M. SIMPSON	37.088	L. TAYLOR	32.626	T. HALL	32.833	K. O'CONNEL	2:11.433	2:11.880	
16	Z. BUNTING	29.973	P. NERLICH	37.222	P. NERLICH	32.886	K. O'CONNEL	32.899	T. HALL	2:11.446	2:11.820	
17	T. RELPH	29.989	J. ROULSTON	37.272	T. RELPH	33.020	M. SIMPSON	32.969	M. SIMPSON	2:12.752	2:13.099	
18	M. SIMPSON	30.086	C. O'BRIEN	37.300	Z. BUNTING	33.166	J. ROULSTON	33.357	P. NERLICH	2:13.399	2:13.569	
19	C. O'BRIEN	30.137	T. RELPH	37.364	C. O'BRIEN	33.174	P. NERLICH	33.363	T. RELPH	2:13.911	2:14.245	
20	J. ROULSTON	30.204	Z. BUNTING	37.436	J. ROULSTON	33.449	Z. BUNTING	33.438	Z. BUNTING	2:14.013	2:15.000	
21	S. KAPILAWI-J	30.595	T. ADAMSON	37.816	J. HALL	33.759	T. RELPH	33.538	J. ROULSTON	2:14.282	2:14.999	
22	B. TRIVETT	30.599	C. AGOSTINI	37.835	J. HATCH	33.839	C. O'BRIEN	33.727	C. O'BRIEN	2:14.338	2:14.789	
23	K. PICKERING	30.706	J. HATCH	37.912	C. AGOSTINI	33.866	J. HALL	33.899	J. HALL	2:16.511	2:16.511	
24	J. SIMPSON	30.844	J. SIMPSON	37.913	K. PICKERING	33.882	T. ADAMSON	34.212	B. TRIVETT	2:16.885	2:17.160	
25	C. AGOSTINI	30.848	S. KAPILAWI-J	37.960	J. SIMPSON	33.952	J. HATCH	34.261	J. SIMPSON	2:16.977	2:17.119	
26	J. HALL	30.852	M. KUHNE	37.988	B. TRIVETT	33.956	B. TRIVETT	34.264	J. HATCH	2:16.984	2:17.725	
27	M. KUHNE	30.873	K. PICKERING	37.992	M. KUHNE	33.973	J. SIMPSON	34.268	C. AGOSTINI	2:17.010	2:17.510	
28	T. ADAMSON	30.942	J. HALL	38.001	T. ADAMSON	34.132	K. AGOSTINI	34.398	T. ADAMSON	2:17.102	2:17.501	
29	J. HATCH	30.972	B. TRIVETT	38.066	K. AGOSTINI	34.227	S. KAPILAWI-J	34.440	S. KAPILAWI-	2:17.644	2:18.029	
30	R. MOSCARDI	31.146	K. AGOSTINI	38.359	R. MOSCARDI	34.461	C. AGOSTINI	34.461	K. AGOSTINI	2:18.177	2:18.177	
31	C. SANDERSO	31.169	C. SANDERSO	38.799	C. SANDERSO	34.511	R. MOSCARDI	34.496	R. MOSCARDI	2:19.015	2:19.272	
32	K. AGOSTINI	31.193	R. MOSCARDI	38.912	S. KAPILAWI-J	34.649	C. SANDERSO	34.718	C. SANDERS	2:19.197	2:20.175	
33	C. WHITE	31.593	C. WHITE	39.142	C. WHITE	34.803	J. CONDON	35.069	C. WHITE	2:20.801	2:21.129	
34	J. CONDON	31.894	J. CONDON	39.258	J. CONDON	34.850	C. WHITE	35.263	J. CONDON	2:21.071	2:21.579	
35	L. O'BRIEN	32.740	L. O'BRIEN	40.584	L. O'BRIEN	36.020	L. O'BRIEN	36.071	L. O'BRIEN	2:25.415	2:25.631	

*** Rider 58 (Mitch KUHNE (QLD)) - 10 second penalty imposed by Clerk of Course for jumped start ***

*** Rider 22 (Keegan PICKERING (NSW)) - 10 second penalty imposed by Clerk of Course for starting in wrong grid position ***

The results are provisional until the end of the time limit for protests and appeals.

Chief Timekeeper - Scott Laine

Clerk of Course - Tom Williams



www.computime.com.au

COMPUTIME RACE TIMING SYSTEMS PTY LTD

2019



ASBK.COM.AU f t i y

Round 3 : The Bend Motorsports Park : April 25 - 28

**YMI AUSTRALIAN SUPERSPORT 300 CHAMPIONSHIP
PROVISIONAL PROGRESSIVE SERIES POINTS**

AUSTRALIAN SUPERSPORT 300 CHAMPIONSHIP

Pos	No	Name	Rnd 1 WSBK	Rnd 2 W/fld	Rnd 3 Pole	Rnd 3 Race 1	Rnd 3 Race 2	Total
1	27	Max STAUFFER	67	71		13	13	164
2	81	Senna AGIUS	53	42		15	18	128
3	43	Harry KHOURI	48	43		20	17	128
4	308	John LYTRAS	56	43		10	11	120
5	72	Ben BAKER	27	55		18	15	115
6	57	Seth CRUMP	40	37		9	16	102
7	151	Locky TAYLOR	26	50		16	10	102
8	87	Zac LEVY	18	47		14	14	93
9	333	Yannis SHAW	37	27		11	8	83
10	31	Travis HALL	25	39		12		76
11	20	Hunter FORD	31	17			20	68
12	11	Brandon DEMMERY		35		17	12	64
13	10	Callum O'BRIEN	30	15		6	4	55
14	68	Luke POWER	55					55
15	45	Olly SIMPSON			1	25	25	51
16	97	Peter NERLICH	22	13		5	6	46
17	58	Mitch KUHNE	20	17		4		41
18	32	Dylan WHITESIDE	39					39
19	47	Zylas BUNTING	7	22		3	2	34
20	25	Luke JHONSTON	16	15				31
21	42	Kyle O'CONNELL		8		8	9	25
22	864	Tristan ADAMSON		23				23
23	74	Jacob ROULSTONE		15		1	5	21
24	355	Laura BROWN	20					20
25	66	Mitchell SIMPSON				7	7	14
26	28	Tayla RELPH	1	8		2	3	14
27	56	Jesse WOODS	8					8
28	15	Bronson PICKETT		4				4
29	33	Grace POUTCH	2	2				4
30	22	Keegan PICKERING	1	1				2
31	36	Jordan SIMPSON					1	1

Scott Laine
Chief Timekeeper - Scott Laine

Tom Williams
Clerk of Course - Tom Williams



2019



ASBK.COM.AU f t i y

Round 3 : The Bend Motorsports Park : April 25 - 28

YMI AUSTRALIAN SUPERSPORT 300 CHAMPIONSHIP

Race 2

Date: 28/04/19
Event: R07
Weather: Cloudy - 16.1C
Track: Dry - Temp: 17.7C

Started at: 09:17:37
Laps: 7
Starters: 35
Printed at: 9:45

PROVISIONAL RACE INFORMATION


Time	Description
09:10:12	PIT EXIT OPEN FOR 1 MINUTE
09:11:11	PIT EXIT CLOSED
09:13:02	BIKES ON GRID
09:14:08	WARM UP LAP STARTED
09:17:37	Event Start
09:20:37	Rider 58 (Mitch KUHNE) JUMP START PENALTY - 10 SECONDS
09:22:33	Rider 22 (Keegan PICKERING) JUMP START PENALTY - WRONG GRID SPOT
09:27:58	Rider 31 (Travis HALL) CRASHED TURN 2 - RIDER UP
09:28:43	Rider 46 (Lachlan O'BRIEN) ENTERED PITS
09:30:31	Rider 58 (Mitch KUHNE) ENTERED PITS
09:32:59	Chequered Flag
09:33:53	Rider 282 (Cameron AGOSTINI) CRASHED TURN 14 - RIDER UP
09:35:06	Event Finish
09:35:16	RESULTS AFTER PENALTIES APPLIED

*** Rider 58 (Mitch KUHNE (QLD)) - 10 second penalty imposed by Clerk of Course for jumped start ***

*** Rider 22 (Keegan PICKERING (NSW)) - 10 second penalty imposed by Clerk of Course for starting in wrong grid position ***

The results are provisional until the end of the time limit for protests and appeals.


Chief Timekeeper - Scott Lain


Clerk of Course - Tom Williams



www.computime.com.au
COMPUTIME RACE TIMING SYSTEMS PTY LTD

